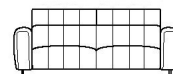
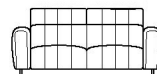
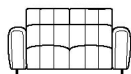
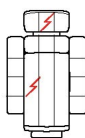
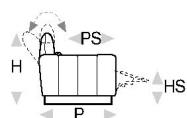


↑ plier le long de la ligne en tirets ↑

n_Carlis

NICOLETTIHOME

L Largeur - H Hauteur - P Profondeur - HS Hauteur d'assise - PS Profondeur d'assise
Les dimensions se réfèrent à l'encombrement maximal de la version avec mécanisme fermé si prévu.



dimensions

L 102
H98 P99 HS43 PS59

L 102
H98 P99 HS43 PS59

L 160
H98 P99 HS43 PS59

L 192
H98 P99 HS43 PS59

L 212
H98 P99 HS43 PS59

code version

100

161

200

240

300

Description

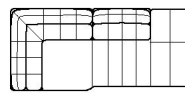
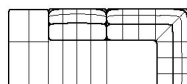
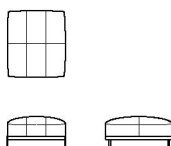
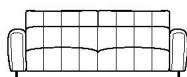
fauteuil

fauteuil relax
elec.

canape 2 places

canape 2 places
et demi

canape 3 places.



L 232
H98 P99 HS43 PS59

L 72
H43 P89 HS- PS-

L 104
H98 P104 HS43 PS59

L 226
H98 P104 HS43 PS59

L 226
H98 P104 HS43 PS59

L 58
H98 P99 HS43 PS59

canape 3 places.
xl

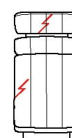
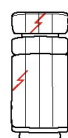
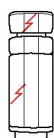
pouf
rectangulaire

angle carre

ang.car/ch.1 plc
ter.car gh.

ang.car/ch.1 plc
ter.car dr.

chauffeuse 1 pl
mini



L 58
H98 P99 HS43 PS59

L 74
H98 P99 HS43 PS59

L 74
H98 P99 HS43 PS59

L 84
H98 P99 HS43 PS59

L 84
H98 P99 HS43 PS59

L 80
H98 P99 HS43 PS59

chauffeuse mini
rel.elect.

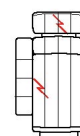
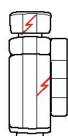
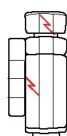
chauffeuse 1 plc.

chauff.1 plc relax
el.

chauffeuse 1pl
maxi

chauff.1p maxi
rel.el.

batard mini 1 pl
gh



L 80
H98 P99 HS43 PS59

L 80
H98 P99 HS43 PS59

L 80
H98 P99 HS43 PS59

L 96
H98 P99 HS43 PS59

L 96
H98 P99 HS43 PS59

L 96
H98 P99 HS43 PS59

batard mini 1 pl
dr

bat.mini 1pl agh
rec.el.

bat.mini 1pl adr
rec.el.

batard 1 plc
acc.gh

batard 1 plc
acc.dr

bat.1pl.agh
rec.elec.

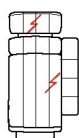
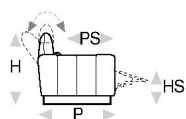
↓ plier le long de la ligne en tirets ↓

↑ plier le long de la ligne en tirets ↑

n_Carlis

NICOLETTIHOME

L Largeur - H Hauteur - P Profondeur - HS Hauteur d'assise - PS Profondeur d'assise
Les dimensions se réfèrent à l'encombrement maximal de la version avec mécanisme fermé si prévu.



L 96
H98 P99 HS43 PS59

dimensions

code version

173

Description

bat.1pl adr rec.
elec.



L 106
H98 P99 HS43 PS59

124

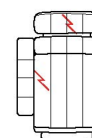
batard 1pl ag
maxi



L 106
H98 P99 HS43 PS59

114

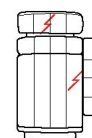
batard 1pl ad
maxi



L 106
H98 P99 HS43 PS59

613

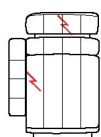
b. 1pl. maxi gh.
rec. el



L 106
H98 P99 HS43 PS59

612

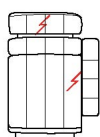
b.1pl.maxi dr
rec.el.



L 116
H98 P99 HS43 PS59

Q89

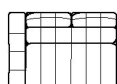
bat.1p xl gh
rel.el.



L 116
H98 P99 HS43 PS59

Q88

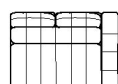
bat.1p xl dr rel.el.



L 138
H98 P99 HS43 PS59

220

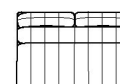
batard 2 plc
accoud.gauche



L 138
H98 P99 HS43 PS59

210

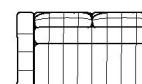
batard 2plc
accoud.droit



L 148
H98 P99 HS43 PS59

243

chauffeuse 2
places et demi



L 170
H98 P99 HS43 PS59

252

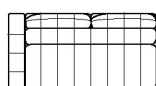
bat. 2,5 pl. acc.gh



L 170
H98 P99 HS43 PS59

251

bat. 2,5 pl. acc.dr



L 190
H98 P99 HS43 PS59

320

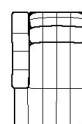
batard 3 places
accoud.gauche



L 190
H98 P99 HS43 PS59

310

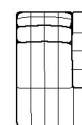
batard 3 plc
accoud.droit



L 96
H98 P154 HS43 PS109

420

chaise longue
acc.gh



L 96
H98 P154 HS43 PS109

410

chaise longue
acc.dr

↓ plier le long de la ligne en tirets ↓